



The Catholic Children's Aid Society of Hamilton's Identity-Based Data

In 2018, the government of Ontario mandated the collection of race-based data. This data collection allows for public agencies to support the development of fair policies, equitable strategies, culturally appropriate resources for all communities, and to help address the racism and discrimination that exist in government structures.

The Catholic Children's Aid Society of Hamilton (CCASH) is committed to providing services that are equitable and inclusive to support improved services to families from Black, Racialized, First Nation, Inuit, and Métis communities. In alignment with this commitment, we have begun to collect identity-based data. As our data becomes more fulsome over time, we will ensure that it undergoes a critical analysis to inform organizational systems, service provisions, programmes, and practices. Our data will be updated regularly which we will report transparently to our staff, service recipients, and communities.



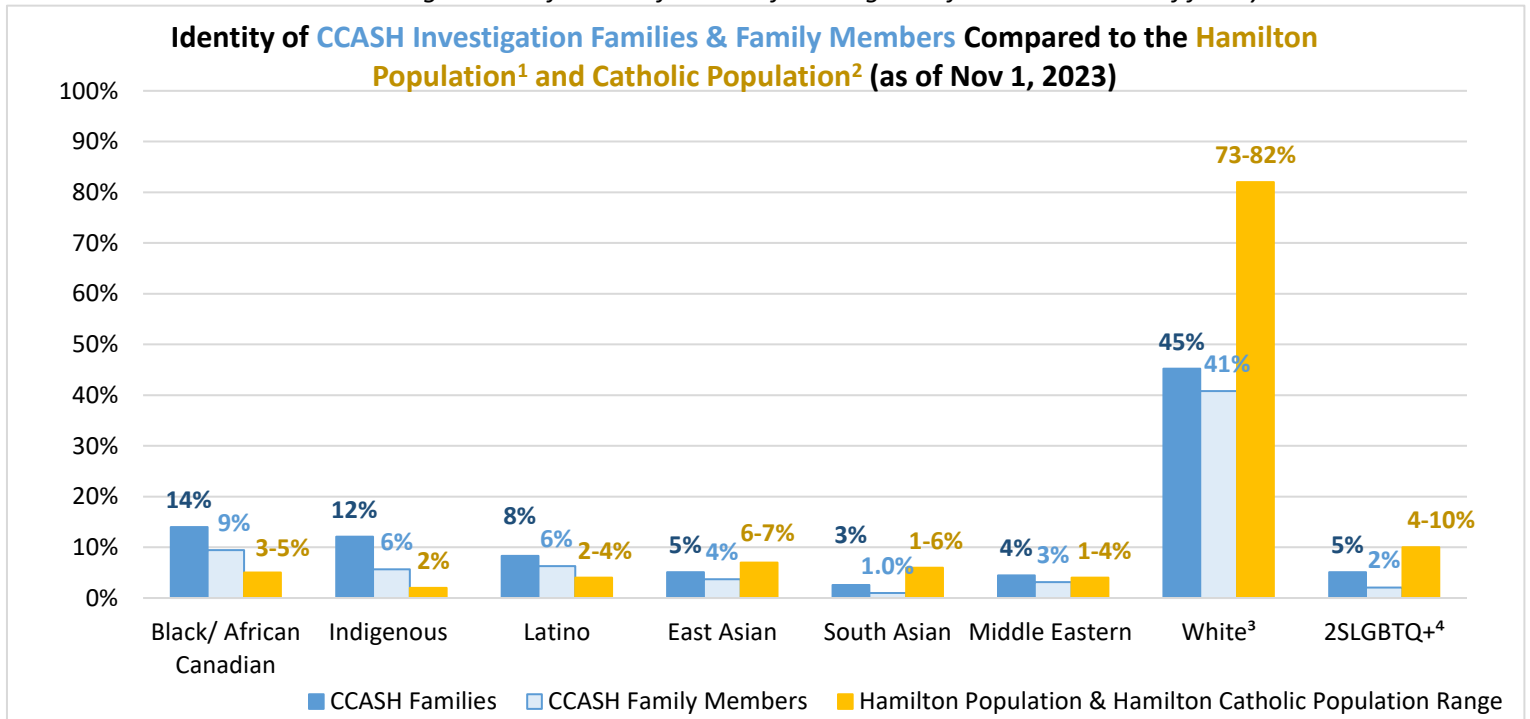
Investigation Identity-Based Data

The society investigates referrals from professionals and the public who are concerned about a caregiver's treatment of a child and/or youth.

Key Data Findings: There is an over-representation of Black/African Canadian, Indigenous, and Latino investigation family members, while White investigation family members are under-represented.

A family is considered to be a specific race if at least one person in the family identifies as that race, except for White families as they do not include other racial identities. As a result, 4% of families have been identified as having more than one racial identity (e.g., Indigenous and/or visible minority) and are duplicated in the graph; thus the graph will exceed 100%. However, the duplication does not change the over and under representations described above.

Note that we are missing an identified race for 12% of investigation families and 30% of family members.



1 Hamilton Total population data from the 2021 Statistics Canada Census (click [here](#) for Report).

2 Hamilton Catholic population data from the 2021 Statistics Canada Census (note that the report is not available publicly).

3 White population was estimated based on Hamiltonians identifying as a Visible Minority or Indigenous.

4 Hamilton 2SLGBTQ+ data from the 2008 SPRC 2SLGBTQ+ Needs Assessment Report (based on Family Therapy Networker, 1991; click [here](#) for Report), as well as Canadian data from Statistics Canada (click [here](#) for Report). CCASH percentages exclude children under 8.

Distribution of Investigations by Reported Concern

Reason for Service (click for descriptions):	Total Families:
Physical/sexual harm by commission	27%
Harm by omission	10%
Emotional harm	29%
Separation from parent/caregiver	7%
Caregiver capacity	27%

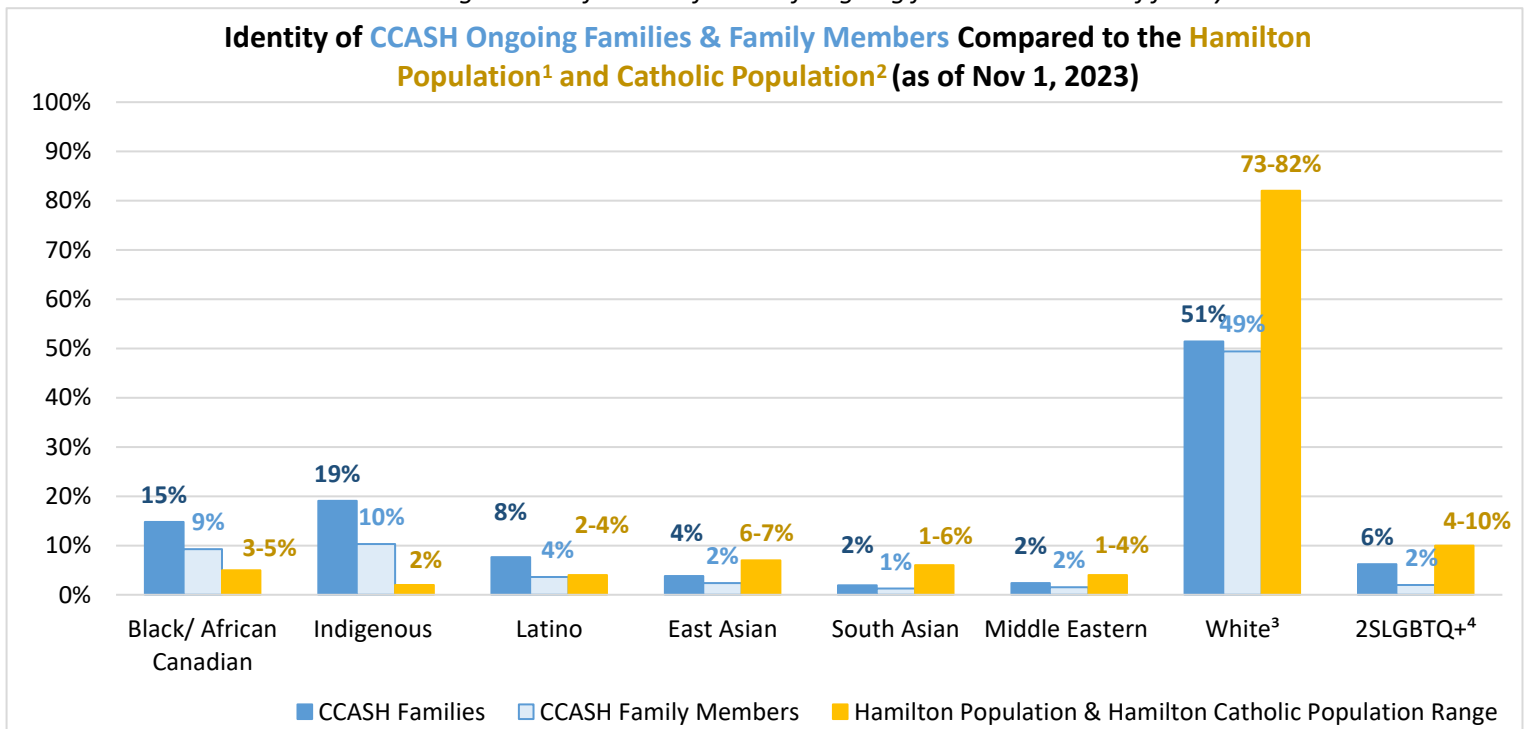
Ongoing Services Identity-Based Data

Families move to ongoing services if they require additional supports following an investigation.

Key Data Findings: Similar to investigations, there is an over-representation of Black/African Canadian and Indigenous family members receiving ongoing services, with an under-representation of White family members.

A family is considered to be a specific race if at least one person in the family identifies as that race, except for White families as they do not include other racial identities. As a result, 6% of families have been identified as having more than one racial identity (e.g., Indigenous and/or visible minority) and are duplicated in the graph; thus the graph will exceed 100%. However, the duplication does not change the over and under representations described above.

Note that we are missing an identified race for 5% of ongoing families and 24% of family members.



1 Hamilton Total population data from the 2021 Statistics Canada Census (click [here](#) for Report).

2 Hamilton Catholic population data from the 2021 Statistics Canada Census (note that the report is not available publicly).

3 White population was estimated based on Hamiltonians identifying as a Visible Minority or Indigenous.

4 Hamilton 2SLGBTQ+ data from the 2008 SPRC 2SLGBTQ+ Needs Assessment Report (based on Family Therapy Networker, 1991; click [here](#) for Report), as well as Canadian data from Statistics Canada (click [here](#) for Report). CCASH percentages exclude children under 8.

Distribution of Ongoing Services by Reported Concern

Reason for Service (click for descriptions):	Total Families:
Physical/sexual harm by commission	10%
Harm by omission	10%
Emotional harm	28%
Separation from parent/caregiver	11%
Caregiver capacity	40%

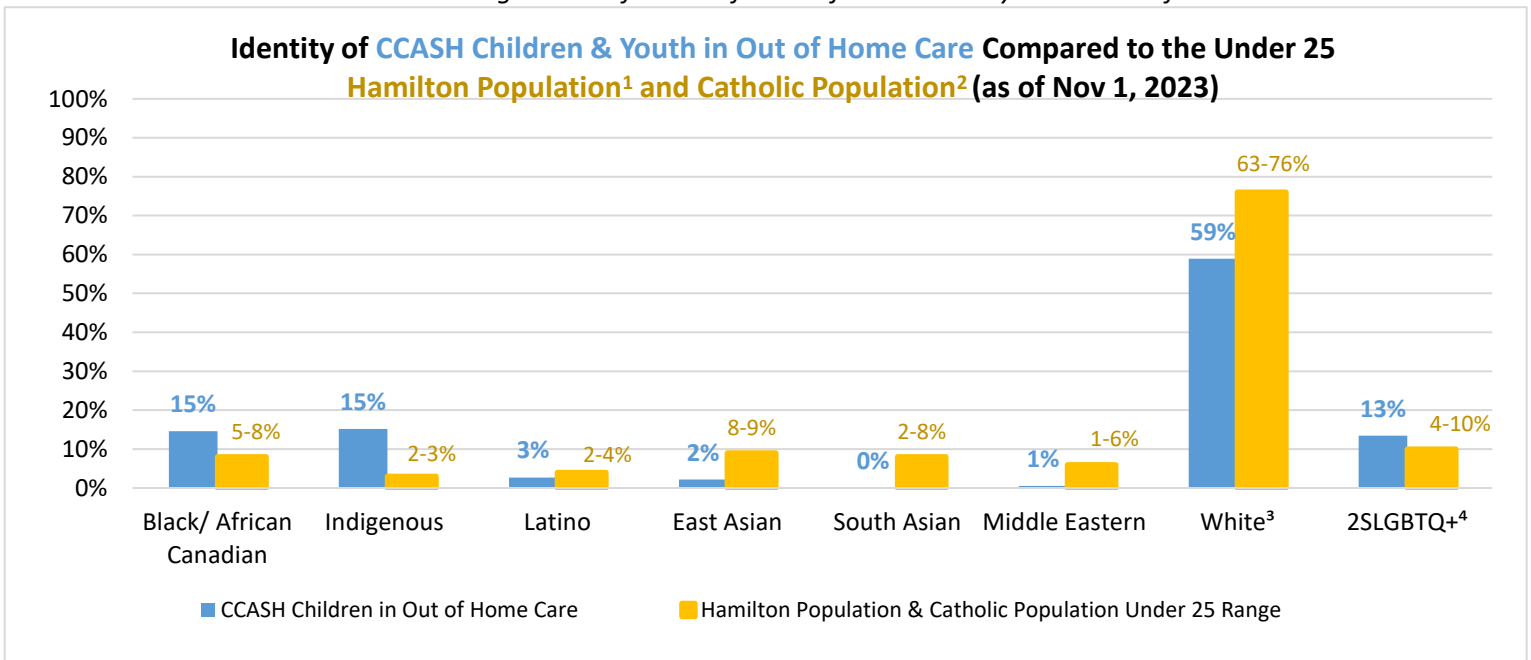
Out of Home Care Identity-Based Data

Approximately 2% of children and youth that we work with are not able to remain in their homes during the course of our involvement. In addition to coming into care, children and youth can also stay with family (Kin Service or Formal Customary Care for Indigenous children), voluntarily work with the agency when they are 16 or 17, or receive supports until they turn 23.

Key Data Findings: Similar to the other service areas, there is an over-representation of Black/African Canadian and Indigenous children and youth living in out of home care, with an under-representation of White children and youth. In addition, there is a high proportion of youth who identify as 2SLGBTQ+.

A child or youth can identify as more than one identity. As a result, 3% of children and youth have been identified as having more than one racial identity (e.g., Indigenous and/or visible minority) and are duplicated in the graph; thus the graph will exceed 100%. However, the duplication does not change the over and under representations described above.

Note that we are missing an identified race for 9% of children and youth in out of home care.



1 Hamilton Total population data from the 2021 Statistics Canada Census (note that the report by ages is not available publicly).

2 Hamilton Catholic population data from the 2021 Statistics Canada Census (note that the report is not available publicly).

3 White population was estimated based on Hamiltonians identifying as a Visible Minority or Indigenous.

4 Hamilton 2SLGBTQ+ data from the 2008 SPC 2SLGBTQ+ Needs Assessment Report (based on Family Therapy Networker, 1991; click here for Report), as well as Canadian data from Statistics Canada (click here for Report). CCASH percentages exclude children under 8.

Distribution of Children and Youth in Out of Home Care

Care Type (click for descriptions):

Adoption Probation	9%
Child in Care	26%
Kin Care	4%
Formal Customary Care	2.7%
Kinship Service	26%
Ready, Set, Go (18-22 yrs.)	29%
Voluntary Youth Services (16-17 yrs.)	3%

Age Group:

0-1 yrs.	9%
2-5 yrs.	11%
6-9 yrs.	16%
10-13 yrs.	15%
14-17 yrs.	20%
18-22 yrs.	28%
23+ yrs.	2%